



empower: Introduction

Objectives:

1. Students will review the meaning of **empower**.
2. Students will develop their own ideas about empowerment through a game.
3. Students will imagine what it could look like in their class if everyone felt empowered.

Common Core Standards:

- CCSS.ELA-LITERACY.SL.K.1.B - Continue a conversation through multiple exchanges.

Materials:

1. Page of smileys, copy and precut (60 smileys total or enough for 2 per student)
2. **empower** Journal Page (K-1st grade)
3. Crayons or markers

Motivation: (10 min.)

Explain to students that we are on the last letter of **n.i.c.e**. That letter is **e** for **empower**. Ask students if they know what empower means? (to give power)

Development: (15 - 20 min.)

- Explain to the class that we're going to play a game to show how we can **empower** others.
- Using the smileys that were cut out, divide them equally between three selected students. Explain that these students are going to represent #1 from the book *One*.
- The #1's are going to pass out smileys (they can pass out 1-5 at a time) to the other students. As they are distributed the #1 will say, "I'm giving you this smiley because.... (give a compliment)" (ie. you are nice, you make me laugh, you are a good leader)
- The remaining students will stand up next to their desks and wait to get a smiley.

- Remind students to keep at least one smiley since we also need to empower ourselves.
- Once a student has received a smiley(s) they are now a #1! They can move around the class and continue to pass out smileys and compliments to others who are still standing by their desks waiting.
- Wait to end the game until all students have smileys and have had chance to go about the room sharing them with others.



Closure: (5 - 10 min.)

Once the game is done discuss some questions as a class:

- “How did it feel to start with all the smileys?” “Did you feel empowered/powerful?”
- “How did it feel not to have smileys?” “Did you feel very powerful?”
- “When you gave a smiley away, did it make you feel less/more empowered?” “Why?”
- “How was our class when everyone had smileys to share?”
- “At the end, did we all feel like #1's?”

Ask students how their class would look if we made everyone feel like this everyday?
Allow students time to write or draw a picture on the **empower** Journal Page of what they think it could look like.


Smiley Cutouts



Name: _____

Empower Journal Page (K-1st grade)


If everyone had the power to be nice., what would this class look like.

A large, empty rectangular box with a black border, intended for a student to draw or write their response to the prompt above.

Name: _____

Empower Journal Page (K-1st grade)

If everyone had the power to be nice., what would this class look like.

A large, empty rectangular box with a black border, intended for a student to draw or write their response to the prompt above.